



Premium performance.

The V6 model incorporates Variable Camshaft Timing (VCT) technology as standard, for potent performance right across the power band, which adjusts the mixture of fuel and air in the cylinders perfectly. This means you get constant, heart-pumping torque all the way from zero to top speed.

The stylish XTO looks conceal advanced technology features like Thrust Enhancing Reverse Exhaust (TERE), designed to provide maximum command and control at low speeds. Particularly effective in close quarter handling situations with outstanding reverse thrust, TERE provides precise handling when you need it most.

DES is now built-in to 300 V6 engines equipped with Steer by Wire, which links seamlessly to Yamaha's Helm Master system. DES delivers a smoother and more intuitive experience when at the helm and at the stern you'll benefit from a cleaner finish with no pumps or hoses. All Non-SBW V6's are compatible with optional bolt-on electric steering



- Built-in Digital Electric Steering (DES) on Steer by Wire engines.
- Optional bolt-on electric steering for Engines not equipped with Steer by Wire (SBW) providing improved serviceability.
- TotalTilt™ function with integrated tilt limit for effortless trailering and convenience when tilting.
- Thrust Enhancing Reverse Exhaust (TERE) for outstanding reverse thrust and control when manoeuvring.
- Elegant, sleek, lightweight design.
- Superior engine mounts for less vibration and a softer ride.
- New and improved lower unit: new components, design features and improved durability.

Premium performance.

The elegant, sleek, lightweight design of the 300hp V6 engines capitalises on many styling cues from its big brother the XTO and is the most feature rich V6 Yamaha has ever produced. With its awesome power and uncompromised performance, the new 300hp V6 is ready to push the boundaries.

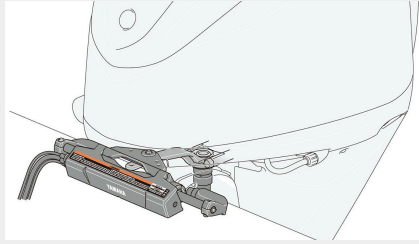
Now available with Steer by Wire and non Steer by Wire options. The all new 300hp V6 delivers blistering acceleration and adrenalin-pumping top speed, combined with Yamaha's commitment to deliver products that combine technology with style, enhanced reliability and incredible power.

With the 300hp V6 engines arrive an array of new Yamaha exclusive features, including Digital Electric Steering (DES), TotalTilt function and Thrust Enhancing Reverse Exhaust (TERE), delivering an even higher level of specification for these premium outboards.



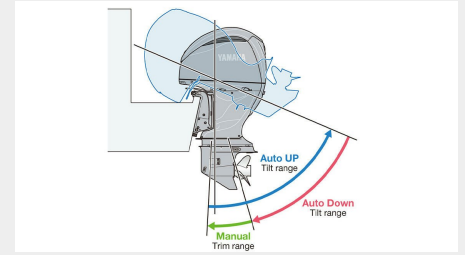
Built-in Digital Electric Steering (DES) - Engines equipped with Steer by Wire (SBW)

DES is now built-in to 300hp V6 Engines equipped with Steer by Wire. Yamaha DES offers a clean spacious bilge. There are no pumps, hoses, control units, need for fluid filling and clean-up and no special bleeder ports or hoses. For re-powers, your technicians can rig DES significantly faster and more easily. DES equipped engines can also be fitted with the new optional bolt-on Helm Master EX system.



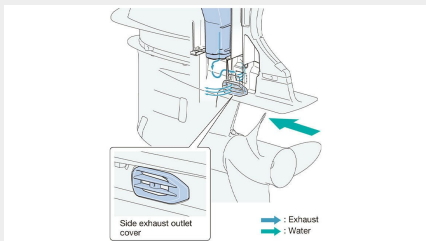
Optional bolt-on electric steering for Engines not equipped with Steer by Wire (SBW)

300hp V6 Engines are fully compatible with optional bolt-on Digital Electric Steering (DES) or traditional hydraulic steering systems



TotalTilt™ function with integrated tilt limit

Yamaha's exclusive TotalTilt™ function allows complete tilt up or down (until trim ram contacts) from any position with a simple double-push of the respective tilt button. During the process, a buzzer sounds to alert crew to keep clear of the outboard, and the integrated tilt limiter helps to prevent inadvertent damage.



Thrust Enhancing Reverse Exhaust (TERE)

Stronger reverse and low-speed manoeuvring – TERE keeps exhaust bubbles above the anti-ventilation plate and out of the propeller below 2500 rpm when in reverse. The prop bites only bubble free water, resulting in outstanding reverse thrust and control. Combine with optional Digital Electric Steering and Helm Master EX joystick for further enhanced manoeuvrability – very helpful around docks and confined spaces.



Elegant, sleek, lightweight design

Capitalising on many styling cues from its big brother, the XTO-like appearance now features a colour-matched lower unit, a new one-piece top cowling with water-draining air duct moulding, a new bottom cowling and apron shape and premium graphics. Stunning new looks meet proven performance to compliment and complete a broader array of premium boats.



Superior engine mounts

Taken from the XTO, the lower motor mounts are larger and softer resulting in less vibration and a softer ride.

Engine

Engine type	4-stroke;DOHC
Displacement	4169 cm ³
No. of cylinders/configuration	60-deg. V6
Bore x stroke	96.0 x 96.0 mm
Prop shaft output at mid range	220.6 kW (300 HP) @5500 r/min
Full throttle operating range	5,000-6,000 r/min
Lubrication system	Wet sump
Fuel Induction System	EFI
Ignition / advance system	TCI
Starter system	Electric
Gear ratio	1.75 (21/12)
Carburettors	Fuel Injection

Dimensions

Oil pan capacity	6.3 L/ 6.0 L *with/without oil filter exchange
Weight without propeller	260 kg - 268 kg

Additional Features

Control	Drive By Wire (DBW)
Trim & tilt method	Power Trim & Tilt
Lighting Coil / Alternator	70 A (max) (battery charging: 55 A)
Engine immobiliser	YCOP optional
Propeller	Optional
Counter Rotation Model	Available
Variable Trolling RPM	With DN Gauges
Shallow Water Drive	[Standard]
Dual Battery Charging System	Optional
	Optional
Tilt limiter	[Standard]
Digital Network Gauge II (CL7)	Optional
Shift Dampener System (SDS)	Optional
Full tilt up angle	70
Throttle and shift controls	Digital electronic remote control
YCOP (Immobilizer)	Applicable
Remark	Steering system vary depending on model.



300hp V6

All information in this catalogue is given for general guidance only and is subject to change without prior notice. Photographs may show boats being driven by professionals and no recommendation or guidance in respect of safe operation or style of use is intended or implied by the publication of these images. Always respect the local maritime regulations. Always wear the recommended personal flotation device and safety equipment when boating.